

Pico-ITX Series

VIA EPIA PX


Pico-ITX C7®/Eden™ ULV
Board with MPEG-2, WMV9
and LVDS/DVI Support

Features

- Integrated VIA C-Pro II 3D/2D AGP graphics with MPEG-2 and WMV9 decoding acceleration
- Supports DDR2 533/667 SDRAM (SODIMM)
- Audio connector for Line-in, Mic-in, S/PDIF in, and 5.1 channels audio output
- Low profile design: All back panel I/O in pin header format except for the RJ-45 LAN and VGA port




Board Placement



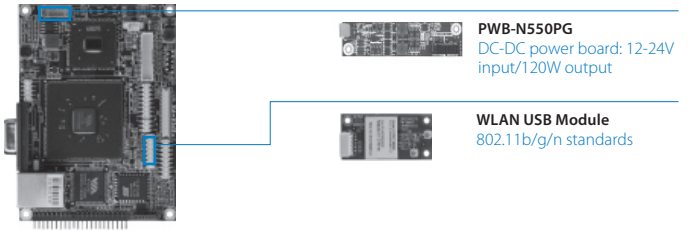
Specifications

Model Name	EPIA PX10000G	EPIA PX5000EG
Processor	1.0GHz VIA C7®	500MHz VIA Eden™ ULV
Chipset	VIA VX700 Unified Digital Media IGP chipset	
System Memory	1 x DDR2 533/667 SODIMM socket (effective speed to 533MHz) Up to 1GB memory size	
VGA	Integrated VIA C-Pro II 3D/2D AGP graphics with MPEG-2 and WMV9 decoding acceleration	
Onboard IDE	1 x UltraDMA 133/100/66 connector (2.0 mm 44-pin header)	
Onboard Serial ATA	1 x SATA connector	
Onboard LAN	1 x VIA VT6106S 10/100 Mbps Ethernet controller	
Onboard Audio	VIA VT1708A High Definition Audio Codec	
Onboard I/O Connectors	1 x USB connector for 4 USB 2.0 ports 1 x COM port connector 1 x PS2 mouse/keyboard connector 1 x LVDS/DVI pin connector, for 18/24-bit dual channel LVDS panel (if without using DVI) 1 x Multimedia connector to support external TV-out interface, video capture port interface and low pin count interface (an add-on card is required) 1 x Audio connector for Line-in, Mic-in, S/PDIF in, and 5.1 channels audio output 1 x Fan connector for CPU fan 1 x Pico-ITX power connector	
Back Panel I/O	1 x GigaLAN port 1 x VGA port	
BIOS	Award BIOS 4/8Mbit flash memory	
Operating System	Windows XP, Windows Embedded CE, Windows Embedded Standard, Linux	
System Monitoring Management	CPU temperature reading (manufacturing option) Watch Dog Timer (manufacturing option) Keyboard Power-on, Time Power-on System power management AC power failure recovery	
Operating Temperature	0°C ~ 50°C	
Operating Humidity	0% ~ 95% (relative humidity; non-condensing)	
Form Factor	Pico-ITX (10-layer) 10 cm x 7.2 cm	

Back Panel I/O



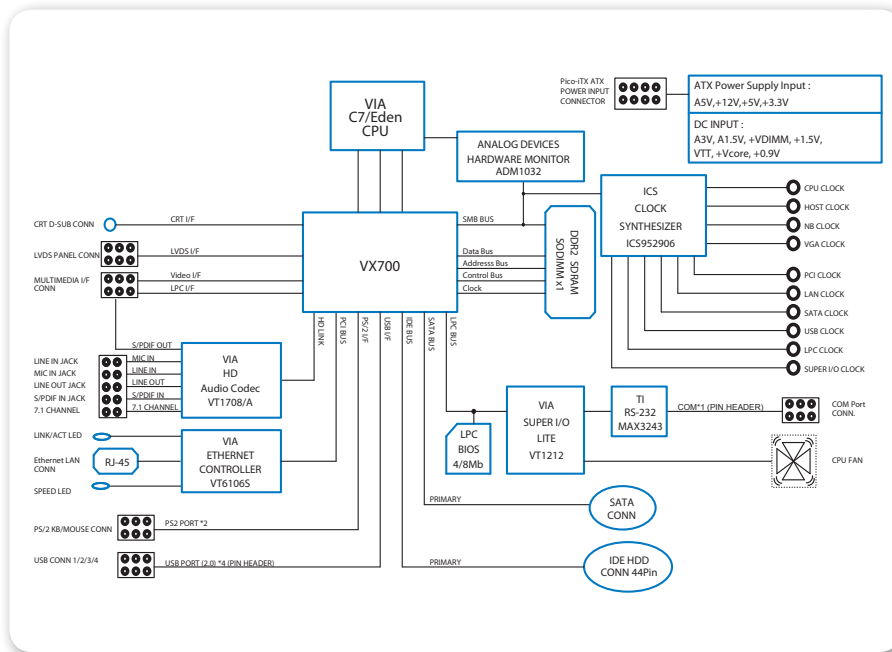
Accessories



Ordering Information

Model Name	CPU Frequency	Description
PX10000G	1.0GHz C7®	Pico-ITX Board with 1.0GHz C7® CPU, VGA, USB, LAN, LVDS, DVI, COM, IDE & SATA
PX5000EG	500MHz Eden™ ULV	Pico-ITX Board with 500MHz Eden™ ULV CPU, VGA, USB, LAN, LVDS, DVI, COM, IDE & SATA

Block Diagram



Packing List

Items
1 x USB2.0 ribbon cable
1 x ATA-66/100/133 IDE ribbon cable
1 x PS/2 ribbon cable
1 x Power port cable
1 x COM port ribbon cable
1 x DVI ribbon cable
1 x Driver CD
2 x Screws (for the VGA port)