

VIA
**Mobile360 Forklift
 Safety System**

Forklift safety system with front & rear people detection and driver monitoring



Features

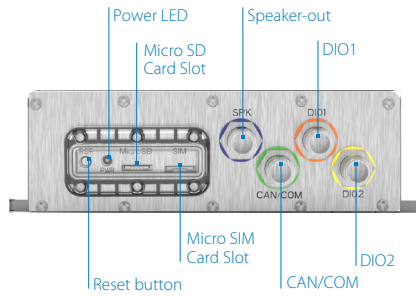
- Front & Rear People Detection
- Driver monitoring including, driver fatigue, smoking and phone usage
- Optional 7" IP67 CVBS display
- 9~36V DC-in with ACC/IGN support
- Ruggedized design to meet IP67 water resistance standards

Specifications

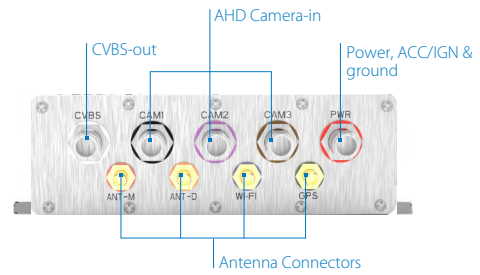
Model Name	Mobile360 M500
Processor	1.2GHz ARM Cortex-A7 dual-core SoC with deep learning accelerator
System Memory	1GB DDR3 SDRAM
Storage	512MB SPI NAND Flash ROM 1 Micro SD Card Slot
Wireless Connectivity	1 GPS/Beidou module 1 Wi-Fi 802.11b/g/n/ac/BT 5.0 module
G-Sensor	1 6-Axis accelerometer
Expansion I/O	1 MiniPCIe slot for 4G module
Front Panel I/O	2 M12 8-pin DIO avionic connectors 1 M12 CAN/COM (supports TX/RX for RS-232) avionic connector 1 M12 speaker avionic connector 1 Micro SD card slot 1 Micro SIM card slot 1 Power LED 1 Reset button
Back Panel I/O	1 M12 CVBS-out avionic connector 3 M12 AHD camera avionic connectors 1 M12 9~36V, ACC/IGN & ground avionic connector 4 Antenna connectors (4G x 2, Wi-Fi/BT, GPS)
Bottom Opening Covers	Open window with removable plate to access MiniPCIe slot for 4G LTE module
Power Supply	9~36V DC-in with ACC/IGN
Operating System	Embedded Linux
Operating Temperature	-20°C ~ 70°C
Storage Temperature	-30°C ~ 70°C
Operating Humidity	0~95% (non-condensing)
Vibration Loading During Operation	ISO-16750-3 Test VII compliance
Shock During Operation	ISO-16750-3 Test VII compliance
Mechanical Construction	Aluminum alloy top cover Metal chassis housing
Dimensions	178mm(W) x 53.8mm(H) x 194.6mm(D) (7.01" x 2.12" x 7.66")
Weight	1.44kg (3.17lbs)
Ingress Protection Rating	IP67
Compliance	CE, FCC, NCC, Telec, SRRC, CTA, UKCA



Front Panel External I/O



Back Panel External I/O



Ordering Information

Part Number	SoC Frequency	Description
M360-M500-6D12A0	ARM Cortex-A7 dual-core SoC @ 1.2GHz	Fanless mobile system with 1.2GHz ARM Cortex-A7 dual-core SoC, 1GB DDR3 SDRAM, 2 DIO, CAN Bus, Speaker-out, CVBS-out, 3 AHD camera-in, Wi-Fi, BT 5.0, GPS, Micro SIM card slot, Micro SD card slot, 9~36V DC-in with ACC/IGN

Optional Accessories

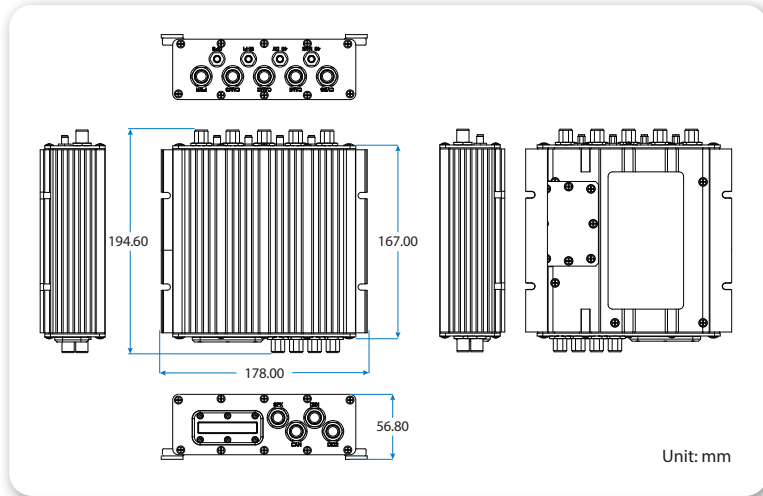
Display Options	
Part Number	Description
M360-M500-1L07A0	7" IP67 CVBS (1024x600) display with mounting bracket, two strong magnets and bolts, two pieces 3M tape, and four Molly bolts

Wireless Modules	
Part Number	Description
M360-LTE3-Q1APA1	4G LTE Mobile broadband full-size miniPCIe module For APAC Region with antenna, thermal pad and screw pack
M360-LTE3-Q1EUA1	4G LTE Mobile broadband full-size miniPCIe module For EU Region with antenna, thermal pad and screw pack
M360-LTE3-Q1JPA1	4G LTE Mobile broadband full-size miniPCIe module For JP Region with antenna, thermal pad and screw pack
M360-LTE3-Q1USA1	4G LTE Mobile broadband full-size miniPCIe module For US Region with antenna, thermal pad and screw pack

Cable Options	
Part Number	Description
99G33-19647C1	M12 8-pin connector to 12V DC-out, CANBUS and RS-232 connector (supports TX/RX for RS-232)

Development	
Part Number	Description
M360-M500-1D00A0	Debug board with M12 12-pin connector to debug board and M12 5-pin connector to ACC On/Off switch, 9~36V DC-in Jack, & CAN bus connector

Dimensions



Packing List

Items

- Mobile M500 System
- 4 x M5 Molly bolts for system mounting
- 2 x Vibration dampening strips
- 2 x IP67 (Front and Rear) FOV 190° cameras with mounting brackets, 2 x magnets, 4 x M5 bolts, 2 x 3M tape, 4 x Molly bolts
- IP67 (Driver) FO V 92° camera with mounting bracket, magnet, 2 x M5 bolts, 3M tape, 2 x Molly bolts
- Front panel cover with rubber seal, 8 x M2.5 screws, and Allen wrench
- Speaker
- Wi-Fi/BT and GPS antenna module
- Bullet plug to blade fuse holder cable and fuses (2 x Standard, 2 x Micro, 2 x Low-Profile and 2 x Mini)
- Power, ACC/IGN & ground cable
- I/O connector covers 2x SMA for 4G antennas, 4 x M12 for DIO 1 & 2, CAN Bus, and CVBS ports
- 32GB MicroSD card